

Introductory sub-table (I)(a)

Name of the Company : LANDMARK PROPERTY DEVELOPMENT COMPANY LIMITED			
Scrip Code : 533012			
Name of the scrip : LPDC			
Class of security : EQUITY			
Quarter ended : 31.12.2014			
Partly paid-up shares:-			
	No. of partly paid-up shares	As a % of total no. of partly paid-up shares	As a % of total no. of shares of the company
Held by promoter/promoter group	0	0.00	0.00
Held by public	0	0.00	0.00
Total	0	0.00	0.00
Outstanding convertible securities:-			
	No. of outstanding securities	As a % of total no. of outstanding convertible securities	As a % of total no. of shares of the company, assuming full conversion of the convertible securities
Held by promoter/promoter group	0	0.00	0.00
Held by public	0	0.00	0.00
Total	0	0.00	0.00
Warrants:-			
	No. of warrants	As a % of total no. of warrants	As a % of total no. of shares of the company, assuming full conversion of warrants
Held by promoter/promoter group	0	0.00	0.00
Held by public	0	0.00	0.00
Total	0	0.00	0.00
Total paid-up capital of the company, assuming full conversion of warrants and convertible securities		Rs.134143160/- (134143160 shares of Re.1/- each)	

For Landmark Property Development
Company Limited



Company Secretary


Statement Showing Shareholding Pattern								
Category code	Category of Shareholder	Number of Shareholders	Table (I)(a)		Total shareholding as a percentage of total number of shares		Shares Pledged or otherwise encumbered	
			Total number of shares	Number of shares held in dematerialized form	As a percentage of (A+B) ¹	As a percentage of (A+B+C)	Number of shares	As a percentage
(I)	(II)	(III)	(IV)	(V)	(VI)	(VII)	(VIII)	(IX)= (VIII)/(IV)*100
(A)	Shareholding of Promoter and Promoter Group²							
1	Indian						N.A	N.A
(a)	Individuals/ Hindu Undivided Family	4	6569424	6569424	4.90	4.90		
(b)	Central Government/ State Government(s)							
(c)	Bodies Corporate							
(d)	Financial Institutions/ Banks							
(e)	Any Others(Specify)							
(e-i)	Trust-I	1	62124	62124	0.05	0.05		
(e-ii)	Trust-II	4	72993366	72993366	54.41	54.41		
	Sub Total(A)(1)	9	79624914	79624914	59.36	59.36	0	0.00
2	Foreign							
(a)	Individuals (Non-Residents Individuals/ Foreign Individuals)	1	7062930	7062930	5.27	5.27		
(b)	Bodies Corporate							
(c)	Institutions							
(d)	Qualified Foreign Investor							
(e)	Any Others(Specify)							
(e-i)								
(e-ii)								
	Sub Total(A)(2)	1	7062930	7062930	5.27	5.27	0	0.00
	Total Shareholding of Promoter and Promoter Group (A)= (A)(1)+(A)(2)	10	86687844	86687844	64.62	64.62	0	0.00
(B)	Public shareholding						N.A	N.A
1	Institutions							
(a)	Mutual Funds/ UTI	1	54000	0	0.04	0.04		
(b)	Financial Institutions / Banks	21	186600	83565	0.14	0.14		
(c)	Central Government/ State Government(s)							
(d)	Venture Capital Funds							
(e)	Insurance Companies							
(f)	Foreign Institutional Investors	1	900	0	0.00	0.00		
(g)	Foreign Venture Capital Investors							
(h)	Qualified Foreign Investor							
(i)	Any Other (specify)							
(i-i)								
(i-ii)								
	Sub-Total (B)(1)	23	241500	83565	0.18	0.18	0	0.00

of Ananda Property Development
Company Limited


Company Secretary

B 2	Non-institutions						N.A	N.A
(a)	Bodies Corporate	323	14901330	14872023	11.11	11.11		
(b)	Individuals							
I	Individuals -i. Individual shareholders holding nominal share capital up to Rs 1 lakh	15552	20726242	17783746	15.45	15.45		
II	ii. Individual shareholders holding nominal share capital in excess of Rs. 1 lakh.	16	9572245	9181315	7.14	7.14		
(c)	Qualified Foreign Investor							
(d)	Any Other (specify)							
(d-i)	NRI	132	880698	864163	0.66	0.66		
(d-ii)	Foreign National	26	40380	0	0.03	0.03		
(d-iii)	Clearing Member	55	244545	244545	0.18	0.18		
(d-iv)	Unclaimed Suspense Account	1	848376	848376	0.63	0.63		
	Sub-Total (B)(2)	16105	47213816	43794168	35.20	35.20	0	0.00
(B)	Total Public Shareholding (B)= (B)(1)+(B)(2)	16128	47455316	43877733	35.38	35.38	0	0.00
	TOTAL (A)+(B)	16138	134143160	130565577	100.00	100.00	0	0.00
(C)	Shares held by Custodians and against which Depository Receipts have been issued							
1	Promoter and Promoter Group							
2	Public							
	Sub-Total (C)	0	0	0	0.00	0.00	0	0.00
	GRAND TOTAL (A)+(B)+(C)	16138	134143160	130565577	100.00	100.00	0	0.00

Fat Landmark Property Development
Company Limited


Company Secretary

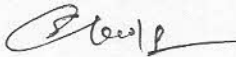
(D)(b) Statement showing holdings of securities (including shares, warrants, convertible securities) of persons belonging to the category "Promoter and Promoter Group"

Sr. No.	Name of the shareholder	Details of Shares held		Encumbered shares (*)			Details of warrants		Details of convertible securities		Total shares (including underlying shares assuming full conversion of warrants and convertible securities) as a % of diluted share capital
		Number of shares held	As a % of grand total (A) +(B) +(C)	No.	As a percentage	As a % of grand total (A)+(B)+(C) of sub-clause (I)(a)	Number of warrants held	As a % total number of warrants of the same class	Number of convertible securities held	As a % total number of convertible securities of the same class	
(i)	(ii)	(iii)	(iv)	(v)	(vi)=(v)/(iii)*100	(vii)	(viii)	(ix)	(x)	(xi)	(xii)
1	Shri Mridu Hari Dalmia	7,062,930	5.27	0	0.00	0.00	0	0.00	0	0.00	5.27
2	Mridu Hari Dalmia Parivar Trust (*)	72,993,366	54.41	0	0.00	0.00	0	0.00	0	0.00	54.41
3	Smt Abha Dalmia	5,887,803	4.39	0	0.00	0.00	0	0.00	0	0.00	4.39
4	Shri V.H.Dalmia	0	0.00	0	0.00	0.00	0	0.00	0	0.00	0.00
5	Shri N.H.Dalmia	0	0.00	0	0.00	0.00	0	0.00	0	0.00	0.00
6	Shri J.H.Dalmia	0	0.00	0	0.00	0.00	0	0.00	0	0.00	0.00
7	Shri A.H.Dalmia	0	0.00	0	0.00	0.00	0	0.00	0	0.00	0.00
8	Shri Y.H.Dalmia	0	0.00	0	0.00	0.00	0	0.00	0	0.00	0.00
9	Shri R.H.Dalmia	0	0.00	0	0.00	0.00	0	0.00	0	0.00	0.00
10	Smt. Uma Kejriwal	0	0.00	0	0.00	0.00	0	0.00	0	0.00	0.00
11	Smt. Usha Devi Jhunjhunwala	174,999	0.13	0	0.00	0.00	0	0.00	0	0.00	0.13
12	Shri Gaurav Dalmia	174,999	0.13	0	0.00	0.00	0	0.00	0	0.00	0.13
13	Smt. Kanupriya Somany	0	0.00	0	0.00	0.00	0	0.00	0	0.00	0.00
14	Mridu Hari Dalmia (HUF)	0	0.00	0	0.00	0.00	0	0.00	0	0.00	0.00
15	Gaurav Dalmia (HUF)	0	0.00	0	0.00	0.00	0	0.00	0	0.00	0.00
16	Smt. Sharmila Dalmia	0	0.00	0	0.00	0.00	0	0.00	0	0.00	0.00
17	Sharmila Dalmia Parivar Trust	0	0.00	0	0.00	0.00	0	0.00	0	0.00	0.00
18	Km.Devanshi Dalmia	0	0.00	0	0.00	0.00	0	0.00	0	0.00	0.00
19	Km.Aanyapriya Dalmia	0	0.00	0	0.00	0.00	0	0.00	0	0.00	0.00
20	Mst.Aryaman Hari Dalmia	0	0.00	0	0.00	0.00	0	0.00	0	0.00	0.00
21	Devanshi Trust	0	0.00	0	0.00	0.00	0	0.00	0	0.00	0.00
22	Aryaman Hari Trust	0	0.00	0	0.00	0.00	0	0.00	0	0.00	0.00
23	Aanya Priya Trust	0	0.00	0	0.00	0.00	0	0.00	0	0.00	0.00
24	Kanupriya Trust Two	0	0.00	0	0.00	0.00	0	0.00	0	0.00	0.00
25	Kanupriya Parivar Trust	0	0.00	0	0.00	0.00	0	0.00	0	0.00	0.00
26	Gautam Dalmia (HUF)	331,623	0.25	0	0.00	0.00	0	0.00	0	0.00	0.25
27	Sumana Trust	62,124	0.05	0	0.00	0.00	0	0.00	0	0.00	0.05
28	M/s Swank Services Pvt. Ltd.	0	0.00	0	0.00	0.00	0	0.00	0	0.00	0.00
29	M/s. Hari Machines Ltd.	0	0.00	0	0.00	0.00	0	0.00	0	0.00	0.00
30	M/s. National Synthetics Ltd.	0	0.00	0	0.00	0.00	0	0.00	0	0.00	0.00
31	M/s.First Capital India Ltd.	0	0.00	0	0.00	0.00	0	0.00	0	0.00	0.00
32	M/s. OCL India Ltd.	0	0.00	0	0.00	0.00	0	0.00	0	0.00	0.00
33	M/s. Dapel Investments Pvt. Ltd.	0	0.00	0	0.00	0.00	0	0.00	0	0.00	0.00
34	M/s Dalmia Traders and Investments	0	0.00	0	0.00	0.00	0	0.00	0	0.00	0.00
	TOTAL	86,687,844	64.62	0	0.00	0.00	0	0.00	0	0.00	64.62
	Total Paid up Capital (Nos.)	134,143,160	100.00	0	0.00	0.00	0	0.00	0	0.00	100.00

Note : (*) More than one folio clubbed

(*) This is to inform that no part of promoter holding has been encumbered in terms of regulation 31 of the SEBI SAST Regulations, 2011.

For Landmark Property Development
Company Limited


Company Secretary

(D)(c)(i) Statement showing holding of securities (including shares, warrants, convertible securities) of persons belonging to the category "Public" and holding more than 1% of the total number of shares

Sr. No.	Name of the shareholder	Number of shares held	Shares as a percentage of total number of shares (i.e., Grand Total (A)+(B)+(C) indicated in Statement at para (I)(a) above)	Details of warrants		Details of convertible securities		Total shares (including underlying shares assuming full conversion of warrants and convertible securities) as a % of diluted share capital
				Number of warrants held	As a % total number of warrants of the same class	Number of convertible securities held	% w.r.t total number of convertible securities of the same class	
1	Dharti Investments and Holdings Limited	10522899	7.84	0	0.00	0	0.00	7.84
2	Sandip Jhunjhunwala	1739651	1.30	0	0.00	0	0.00	1.30
3	Urban Infrastructure Holdings Pvt. Ltd.	1539824	1.15	0	0.00	0	0.00	1.15
4	Ankit Jain	1400800	1.04	0	0.00	0	0.00	1.04
5	Harsh Jain	1400800	1.04	0	0.00	0	0.00	1.04
	TOTAL	16603974	12.38	0	0.00	0	0.00	12.38

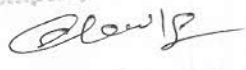
For Landmark Property Development
Company Limited



Company Secretary

(II)(b) Statement showing holding of Depository Receipts (DRs), where underlying shares held by "promoter/promoter group" are in excess of 1% of the total number of shares

Sr. No.	Name of the DR Holder	Type of outstanding DR (ADRs, GDRs, SDRs, etc.)	Number of shares underlying outstanding DRs	Shares underlying outstanding DRs as a percentage of total number of shares (i.e., Grand Total (A)+(B)+(C) indicated in Statement at para (I)(a) above)
1	N.A	N.A		0.00
TOTAL			0	0.00

For Landmark Property Development
 Company Limited

 Company Secretary