

## Introductory sub-table (I)(a)

Name of the Company : LANDMARK PROPERTY DEVELOPMENT COMPANY LIMITED			
Scrip Code : 533012			
Name of the scrip : LPDC			
Class of security : EQUITY			
Quarter ended : 30.06.2015			
<b>Partly paid-up shares:-</b>			
	No. of partly paid-up shares	As a % of total no. of partly paid-up shares	As a % of total no. of shares of the company
Held by promoter/promoter group	0	0.00	
Held by public	0	0.00	0.00
			0.00
<b>Total</b>	<b>0</b>	<b>0.00</b>	<b>0.00</b>
<b>Outstanding convertible securities:-</b>			
	No. of outstanding securities	As a % of total no. of outstanding convertible securities	As a % of total no. of shares of the company, assuming full conversion of the convertible securities
Held by promoter/promoter group	0	0.00	
Held by public	0	0.00	0.00
			0.00
<b>Total</b>	<b>0</b>	<b>0.00</b>	<b>0.00</b>
<b>Warrants:-</b>			
	No. of warrants	As a % of total no. of warrants	As a % of total no. of shares of the company, assuming full conversion of warrants
Held by promoter/promoter group	0	0.00	
Held by public	0	0.00	0.00
			0.00
<b>Total</b>	<b>0</b>	<b>0.00</b>	<b>0.00</b>
Total paid-up capital of the company, assuming full conversion of warrants and convertible securities		Rs.134143160/- ( 134143160 shares of Re.1/- each )	

For Landmark Property Development  
Company Limited



Company Secretary

**Statement Showing Shareholding Pattern**

Category code	Category of Shareholder	Number of Shareholders	Table (I)(a)				Shares Pledged or otherwise encumbered	
			Total number of shares	Number of shares held in dematerialized form	Total shareholding as a percentage of total number of shares		Number of shares	As a percentage
					As a percentage of (A+B) <sup>1</sup>	As a percentage of (A+B+C)		
(I)	(II)	(III)	(IV)	(V)	(VI)	(VII)	(VIII)	(IX) = (VIII)/(IV)*100
<b>(A)</b>	<b>Shareholding of Promoter and Promoter Group<sup>2</sup></b>							
<b>1</b>	<b>Indian</b>						N.A	N.A
(a)	Individuals/ Hindu Undivided Family	4	6569424	6569424	4.90	4.90		
(b)	Central Government/ State Government(s)							
(c)	Bodies Corporate							
(d)	Financial Institutions/ Banks							
(e)	Any Others(Specify)							
(e-i)	Trust-I	1	62124	62124	0.05	0.05		
(e-ii)	Trust-II	4	72993366	72993366	54.41	54.41		
	<b>Sub Total(A)(1)</b>	<b>9</b>	<b>79624914</b>	<b>79624914</b>	<b>59.36</b>	<b>59.36</b>	<b>0</b>	<b>0.00</b>
<b>2</b>	<b>Foreign</b>							
(a)	Individuals (Non-Residents Individuals/ Foreign Individuals)	1	7062930	7062930	5.27	5.27		
(b)	Bodies Corporate							
(c)	Institutions							
(d)	Qualified Foreign Investor							
(e)	Any Others(Specify)							
(e-i)								
(e-ii)								
	<b>Sub Total(A)(2)</b>	<b>1</b>	<b>7062930</b>	<b>7062930</b>	<b>5.27</b>	<b>5.27</b>	<b>0</b>	<b>0.00</b>
	<b>Total Shareholding of Promoter and Promoter Group (A)= (A)(1)+(A)(2)</b>	<b>10</b>	<b>86687844</b>	<b>86687844</b>	<b>64.62</b>	<b>64.62</b>	<b>0</b>	<b>0.00</b>
<b>(B)</b>	<b>Public shareholding</b>							
<b>1</b>	<b>Institutions</b>						N.A	N.A
(a)	Mutual Funds/ UTI	1	54000	0	0.04	0.04		
(b)	Financial Institutions/ Banks	21	186600	83565	0.14	0.14		
(c)	Central Government/ State Government(s)							
(d)	Venture Capital Funds							
(e)	Insurance Companies							
(f)	Foreign Institutional Investors	1	900	0	0.00	0.00		
(g)	Foreign Venture Capital Investors							
(h)	Qualified Foreign Investor							
(i)	Any Other (specify)							
(i-i)								
(i-ii)								
	<b>Sub-Total (B)(1)</b>	<b>23</b>	<b>241500</b>	<b>83565</b>	<b>0.18</b>	<b>0.18</b>	<b>0</b>	<b>0.00</b>


For Landmark Property Development

Company Limited



Company Secretary

<b>B 2 Non-institutions</b>								
(a)	Bodies Corporate	303	14786248	14756941	11.02	11.02	N.A	N.A
(b)	Individuals							
I	Individuals -i. Individual shareholders holding nominal share capital up to Rs 1 lakh	15300	20626668	17774937	15.38	15.38		
II	ii. Individual shareholders holding nominal share capital in excess of Rs. 1 lakh	17	9781818	9390888	7.29	7.29		
(c)	Qualified Foreign Investor							
(d)	Any Other (specify)							
(d-i)	NRI	134	933168	916633	0.70	0.70		
(d-ii)	Foreign National	26	40380	0	0.03	0.03		
(d-iii)	Clearing Member	46	200848	200848	0.15	0.15		
(d-iv)	Unclaimed Suspense Account	1	844686	844686	0.63	0.63		
	<b>Sub-Total (B)(2)</b>	<b>15827</b>	<b>47213816</b>	<b>43884933</b>	<b>35.20</b>	<b>35.20</b>	<b>0</b>	<b>0.00</b>
(B)	<b>Total Public Shareholding (B)= (B)(1)+(B)(2)</b>	<b>15850</b>	<b>47455316</b>	<b>43968498</b>	<b>35.38</b>	<b>35.38</b>	<b>0</b>	<b>0.00</b>
	<b>TOTAL (A)+(B)</b>	<b>15860</b>	<b>134143160</b>	<b>130656342</b>	<b>100.00</b>	<b>100.00</b>	<b>0</b>	<b>0.00</b>
(C)	Shares held by Custodians and against which Depository Receipts have been issued							
1	Promoter and Promoter Group							
2	Public							
	<b>Sub-Total ( C )</b>	<b>0</b>	<b>0</b>	<b>0</b>	<b>0.00</b>	<b>0.00</b>	<b>0</b>	<b>0.00</b>
	<b>GRAND TOTAL ( A )+( B )+( C )</b>	<b>15860</b>	<b>134143160</b>	<b>130656342</b>	<b>100.00</b>	<b>100.00</b>	<b>0</b>	<b>0.00</b>

For Landmark Property Development  
Company Limited  
  
Company Secretary

(b) Statement showing holding of securities (including shares, warrants, convertible securities) of persons belonging to the category "Promoter and Promoter Group"

Sr. No.	Name of the shareholder	Details of Shares held		Encumbered shares (*)		Details of warrants		Details of convertible securities		Total shares (including underlying shares assuming full conversion of warrants and convertible securities) as a % of diluted share capital
		Number of shares held	As a % of grand total (A)+(B)+(C)	No.	As a percentage	As a % of grand total (A)+(B)+(C) of sub-clause (D)(a)	Number of warrants held	As a % total number of warrants of the same class	Number of convertible securities held	
(i)	(ii)	(iii)	(iv)	(v)	(vi)=(v)/(iii)*100	(vii)	(viii)	(ix)	(x)	(xi)
1	Shri Mridu Hari Dalmia	7,062,930	5.27	0	0.00	0.00	0	0.00	0	0.00
2	Mridu Hari Dalmia Parivar Trust (*)	72,993,366	54.41	0	0.00	0.00	0	0.00	0	0.00
3	Smt. Abha Dalmia	5,887,803	4.39	0	0.00	0.00	0	0.00	0	0.00
4	Shri V.H.Dalmia	0	0.00	0	0.00	0.00	0	0.00	0	0.00
5	Shri N.H.Dalmia	0	0.00	0	0.00	0.00	0	0.00	0	0.00
6	Shri J.H.Dalmia	0	0.00	0	0.00	0.00	0	0.00	0	0.00
7	Shri A.H.Dalmia	0	0.00	0	0.00	0.00	0	0.00	0	0.00
8	Shri Y.H.Dalmia	0	0.00	0	0.00	0.00	0	0.00	0	0.00
9	Shri R.H.Dalmia	0	0.00	0	0.00	0.00	0	0.00	0	0.00
10	Smt. Uma Kejriwal	0	0.00	0	0.00	0.00	0	0.00	0	0.00
11	Smt. Usha Devi Humjinhwala	0	0.00	0	0.00	0.00	0	0.00	0	0.00
12	Shri Govind Dalmia	174,999	0.13	0	0.00	0.00	0	0.00	0	0.00
13	Smt. Kamupriya Somsav	174,999	0.13	0	0.00	0.00	0	0.00	0	0.00
14	Mridu Hari Dalmia (HUF)	0	0.00	0	0.00	0.00	0	0.00	0	0.00
15	Gautav Dalmia (HUF)	0	0.00	0	0.00	0.00	0	0.00	0	0.00
16	Smt. Sharmila Dalmia	0	0.00	0	0.00	0.00	0	0.00	0	0.00
17	Sharmila Dalmia Parivar Trust	0	0.00	0	0.00	0.00	0	0.00	0	0.00
18	Km Devanshi Dalmia	0	0.00	0	0.00	0.00	0	0.00	0	0.00
19	Km.Aavayapva Dalmia	0	0.00	0	0.00	0.00	0	0.00	0	0.00
20	Mst. Arjuman Hari Dalmia	0	0.00	0	0.00	0.00	0	0.00	0	0.00
21	Devanshi Trust	0	0.00	0	0.00	0.00	0	0.00	0	0.00
22	Arjuman Hari Trust	0	0.00	0	0.00	0.00	0	0.00	0	0.00
23	Aanya Priva Trust	0	0.00	0	0.00	0.00	0	0.00	0	0.00
24	Kamupriya Trust Two	0	0.00	0	0.00	0.00	0	0.00	0	0.00
25	Kamupriya Parivar Trust	0	0.00	0	0.00	0.00	0	0.00	0	0.00
26	Gautam Dalmia (HUF)	0	0.00	0	0.00	0.00	0	0.00	0	0.00
27	Sumana Trust	331,623	0.25	0	0.00	0.00	0	0.00	0	0.00
28	M/s. Sivant. Services Pvt. Ltd.	62,124	0.05	0	0.00	0.00	0	0.00	0	0.00
29	M/s. Hari Machines Ltd.	0	0.00	0	0.00	0.00	0	0.00	0	0.00
30	M/s. Naungan Synthetics Ltd.	0	0.00	0	0.00	0.00	0	0.00	0	0.00
31	M/s. First Capital India Ltd.	0	0.00	0	0.00	0.00	0	0.00	0	0.00
32	M/s. OCL India Ltd.	0	0.00	0	0.00	0.00	0	0.00	0	0.00
33	M/s. Dupel Investments Pvt. Ltd.	0	0.00	0	0.00	0.00	0	0.00	0	0.00
34	M/s Dalmia Traders and Investments	0	0.00	0	0.00	0.00	0	0.00	0	0.00
	<b>TOTAL</b>	<b>86,687,844</b>	<b>64.62</b>	<b>0</b>	<b>0.00</b>	<b>0.00</b>	<b>0</b>	<b>0.00</b>	<b>0</b>	<b>0.00</b>
	<b>Total Paid up Capital (Nos.)</b>	<b>134,143,160</b>	<b>100.00</b>	<b>0</b>	<b>0.00</b>	<b>0.00</b>	<b>0</b>	<b>0.00</b>	<b>0</b>	<b>0.00</b>
										<b>100.00</b>

Note: (\*) More than one folio clubbed

(\*) This is to inform that no part of promoter holding has been encumbered in terms of regulation 31 of the SEBI SAST Regulations, 2011.

For Landmark Property Development  
Company Limited

*[Signature]*

Company Secretary

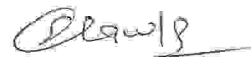
(4)

(D)(c)(i) Statement showing holding of securities (including shares, warrants, convertible securities) of persons belonging to the category "Public" and holding more than 1% of the total number of shares

Sr. No.	Name of the shareholder	Number of shares held	Shares as a percentage of total number of shares (i.e., Grand Total (A)+(B)+(C) indicated in Statement at para (I)(a) above)	Details of warrants		Details of convertible securities		Total shares (including underlying shares assuming full conversion of warrants and convertible securities) as a % of diluted share capital
				Number of warrants held	As a % total number of warrants of the same class	Number of convertible securities held	% w.r.t total number of convertible securities of the same class	
1	Dharti Investments and Holdings Limited	10522899	7.84	0	0.00	0	0.00	7.84
2	Sandip Jhunjhunwala	1739651	1.30	0	0.00	0	0.00	1.30
3	Urban Infrastructure Holdings Pvt. Ltd.	1539824	1.15	0	0.00	0	0.00	1.15
4	Ankit Jain	1400800	1.04	0	0.00	0	0.00	1.04
5	Harsh Jain	1400800	1.04	0	0.00	0	0.00	1.04
	<b>TOTAL</b>	<b>16603974</b>	<b>12.38</b>	<b>0</b>	<b>0.00</b>	<b>0</b>	<b>0.00</b>	<b>12.38</b>

For Landmark Development

Company Secretary



Company Secretary


**(1)(c)(ii) Statement showing holding of securities (including shares, warrants, convertible securities) of persons (together with PAC) belonging to the category "Public" and holding more than 5% of the total number of shares of the company**

Sr. No.	Name(s) of the shareholder(s) and the Persons Acting in Concert (PAC) with them	Number of shares	Shares as a percentage of total number of shares (i.e., Grand Total (A)+(B)+(C) indicated in Statement at para (1)(a) above)	Details of warrants		Details of convertible securities		Total shares (including underlying shares assuming full conversion of warrants and convertible securities) as a % of diluted share capital
				Number of warrants	As a % total number of warrants of the same class	Number of convertible securities held	% w.r.t total number of convertible securities of the same class	
1	Dharti Investments and Holdings Limited	10522899	7.84	0	0.00	0	0.00	7.84
<b>TOTAL</b>		10522899	7.84	0	0.00	0	0.00	7.84

For Director / Development  
 Company Secretary  
*(Signature)*  
 Company Secretary

(I)(d) Statement showing details of locked-in shares


Sr. No.	Name of the shareholder	Number of locked-in shares	Locked-in shares as a percentage of total number of shares (i.e., Grand Total (A)+(B)+(C) indicated in Statement at para (I)(a) above)	Promoter/ Promoter Group/ Public
1	NIL	0	0.00	
<b>TOTAL</b>		0	0.00	

of Landmark Property Development  
 Company Limited  
  
 Company Secretary

(II)(a) Statement showing details of Depository Receipts (DRs)

Sr. No.	Type of outstanding DR (ADRs, GDRs, SDRs, etc.)	Number of outstanding DRs	Number of shares underlying outstanding DRs	Shares underlying outstanding DRs as a percentage of total number of shares {i.e., Grand Total (A)+(B)+(C) indicated in Statement at para (I)(a) above}
1	N.A	N.A		0.00
<b>TOTAL</b>		<b>0</b>	<b>0</b>	<b>0.00</b>


For Landmark Property Development  
Company Ltd.

  
Company Secretary



(II)(b) Statement showing holding of Depository Receipts (DRs), where underlying shares held by "promoter/promoter group" are in excess of 1% of the total number of shares

Sr. No.	Name of the DR Holder	Type of outstanding DR (ADRs, GDRs, SDRs, etc.)	Number of shares underlying outstanding DRs	Shares underlying outstanding DRs as a percentage of total number of shares (i.e., Grand Total (A)+(B)+(C) indicated in Statement at para (I)(a) above)
1	N.A.	N.A.		0.00
<b>TOTAL</b>			<b>0</b>	<b>0.00</b>

FOR AND ON BEHALF OF THE COMPANY  
 COMPANY SECRETARY  
  
 COMPANY SECRETARY