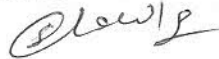


## Introductory sub-table (I)(a)

Name of the Company : LANDMARK PROPERTY DEVELOPMENT COMPANY LIMITED			
Scrip Code : 533012			
Name of the scrip : LPDC			
Class of security : EQUITY			
Quarter ended : 31.12.2014			
<b>Partly paid-up shares:-</b>			
	<b>No. of partly paid-up shares</b>	<b>As a % of total no. of partly paid-up shares</b>	<b>As a % of total no. of shares of the company</b>
Held by promoter/promoter group	0	0.00	0.00
Held by public	0	0.00	0.00
<b>Total</b>	<b>0</b>	<b>0.00</b>	<b>0.00</b>
<b>Outstanding convertible securities:-</b>			
	<b>No. of outstanding securities</b>	<b>As a % of total no. of outstanding convertible securities</b>	<b>As a % of total no. of shares of the company, assuming full conversion of the convertible securities</b>
Held by promoter/promoter group	0	0.00	0.00
Held by public	0	0.00	0.00
<b>Total</b>	<b>0</b>	<b>0.00</b>	<b>0.00</b>
<b>Warrants:-</b>			
	<b>No. of warrants</b>	<b>As a % of total no. of warrants</b>	<b>As a % of total no. of shares of the company, assuming full conversion of warrants</b>
Held by promoter/promoter group	0	0.00	0.00
Held by public	0	0.00	0.00
<b>Total</b>	<b>0</b>	<b>0.00</b>	<b>0.00</b>
Total paid-up capital of the company, assuming full conversion of warrants and convertible securities		Rs.134143160/- ( 134143160 shares of Re.1/- each )	

For Landmark Property Development  
Company Limited



Company Secretary


Statement Showing Shareholding Pattern								
Category code	Category of Shareholder	Number of Shareholders	Table (I)(a)		Total shareholding as a percentage of total number of shares		Shares Pledged or otherwise encumbered	
			Total number of shares	Number of shares held in dematerialized form	As a percentage of (A+B) <sup>1</sup>	As a percentage of (A+B+C)	Number of shares	As a percentage
(I)	(II)	(III)	(IV)	(V)	(VI)	(VII)	(VIII)	(IX)= (VIII)/(IV)*100
<b>(A)</b>	<b>Shareholding of Promoter and Promoter Group<sup>2</sup></b>							
<b>1</b>	<b>Indian</b>							
(a)	Individuals/ Hindu Undivided Family	4	6569424	6569424	4.90	4.90		
(b)	Central Government/ State Government(s)							
(c)	Bodies Corporate							
(d)	Financial Institutions/ Banks							
(e)	Any Others(Specify)							
(e-i)	Trust-I	1	62124	62124	0.05	0.05		
(e-ii)	Trust-II	4	72993366	72993366	54.41	54.41		
	<b>Sub Total(A)(1)</b>	<b>9</b>	<b>79624914</b>	<b>79624914</b>	<b>59.36</b>	<b>59.36</b>	<b>0</b>	<b>0.00</b>
<b>2</b>	<b>Foreign</b>							
(a)	Individuals (Non-Residents Individuals/ Foreign Individuals)	1	7062930	7062930	5.27	5.27		
(b)	Bodies Corporate							
(c)	Institutions							
(d)	Qualified Foreign Investor							
(e)	Any Others(Specify)							
(e-i)								
(e-ii)								
	<b>Sub Total(A)(2)</b>	<b>1</b>	<b>7062930</b>	<b>7062930</b>	<b>5.27</b>	<b>5.27</b>	<b>0</b>	<b>0.00</b>
	<b>Total Shareholding of Promoter and Promoter Group (A)= (A)(1)+(A)(2)</b>	<b>10</b>	<b>86687844</b>	<b>86687844</b>	<b>64.62</b>	<b>64.62</b>	<b>0</b>	<b>0.00</b>
<b>(B)</b>	<b>Public shareholding</b>							
<b>1</b>	<b>Institutions</b>							
(a)	Mutual Funds/ UTI	1	54000	0	0.04	0.04		
(b)	Financial Institutions / Banks	21	186600	83565	0.14	0.14		
(c)	Central Government/ State Government(s)							
(d)	Venture Capital Funds							
(e)	Insurance Companies							
(f)	Foreign Institutional Investors	1	900	0	0.00	0.00		
(g)	Foreign Venture Capital Investors							
(h)	Qualified Foreign Investor							
(i)	Any Other (specify)							
(i-i)								
(i-ii)								
	<b>Sub-Total (B)(1)</b>	<b>23</b>	<b>241500</b>	<b>83565</b>	<b>0.18</b>	<b>0.18</b>	<b>0</b>	<b>0.00</b>

of Anand Property Development  
Company Limited

  
Company Secretary

<b>B 2</b>	<b>Non-institutions</b>						N.A	N.A
(a)	Bodies Corporate	323	14901330	14872023	11.11	11.11		
(b)	Individuals							
I	Individuals -i. Individual shareholders holding nominal share capital up to Rs 1 lakh	15552	20726242	17783746	15.45	15.45		
II	ii. Individual shareholders holding nominal share capital in excess of Rs. 1 lakh.	16	9572245	9181315	7.14	7.14		
(c)	Qualified Foreign Investor							
(d)	Any Other (specify)							
(d-i)	NRI	132	880698	864163	0.66	0.66		
(d-ii)	Foreign National	26	40380	0	0.03	0.03		
(d-iii)	Clearing Member	55	244545	244545	0.18	0.18		
(d-iv)	Unclaimed Suspense Account	1	848376	848376	0.63	0.63		
	<b>Sub-Total (B)(2)</b>	<b>16105</b>	<b>47213816</b>	<b>43794168</b>	<b>35.20</b>	<b>35.20</b>	<b>0</b>	<b>0.00</b>
<b>(B)</b>	<b>Total Public Shareholding (B)= (B)(1)+(B)(2)</b>	<b>16128</b>	<b>47455316</b>	<b>43877733</b>	<b>35.38</b>	<b>35.38</b>	<b>0</b>	<b>0.00</b>
	<b>TOTAL (A)+(B)</b>	<b>16138</b>	<b>134143160</b>	<b>130565577</b>	<b>100.00</b>	<b>100.00</b>	<b>0</b>	<b>0.00</b>
<b>(C)</b>	<b>Shares held by Custodians and against which Depository Receipts have been issued</b>							
1	Promoter and Promoter Group							
2	Public							
	<b>Sub-Total ( C )</b>	<b>0</b>	<b>0</b>	<b>0</b>	<b>0.00</b>	<b>0.00</b>	<b>0</b>	<b>0.00</b>
	<b>GRAND TOTAL ( A )+( B )+( C )</b>	<b>16138</b>	<b>134143160</b>	<b>130565577</b>	<b>100.00</b>	<b>100.00</b>	<b>0</b>	<b>0.00</b>

Fat Landmark Property Development  
Company Limited

  
Company Secretary

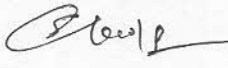
(D)(b) Statement showing holdings of securities (including shares, warrants, convertible securities) of persons belonging to the category "Promoter and Promoter Group"

Sr. No.	Name of the shareholder	Details of Shares held		Encumbered shares (*)			Details of warrants		Details of convertible securities		Total shares (including underlying shares assuming full conversion of warrants and convertible securities) as a % of diluted share capital
		Number of shares held	As a % of grand total (A) +(B) +(C)	No.	As a percentage	As a % of grand total (A)+(B)+(C) of sub-clause (I)(a)	Number of warrants held	As a % total number of warrants of the same class	Number of convertible securities held	As a % total number of convertible securities of the same class	
(i)	(ii)	(iii)	(iv)	(v)	(vi)=(v)/(iii)*100	(vii)	(viii)	(ix)	(x)	(xi)	(xii)
1	Shri Mridu Hari Dalmia	7,062,930	5.27	0	0.00	0.00	0	0.00	0	0.00	5.27
2	Mridu Hari Dalmia Parivar Trust (*)	72,993,366	54.41	0	0.00	0.00	0	0.00	0	0.00	54.41
3	Smt Abha Dalmia	5,887,803	4.39	0	0.00	0.00	0	0.00	0	0.00	4.39
4	Shri V.H.Dalmia	0	0.00	0	0.00	0.00	0	0.00	0	0.00	0.00
5	Shri N.H.Dalmia	0	0.00	0	0.00	0.00	0	0.00	0	0.00	0.00
6	Shri J.H.Dalmia	0	0.00	0	0.00	0.00	0	0.00	0	0.00	0.00
7	Shri A.H.Dalmia	0	0.00	0	0.00	0.00	0	0.00	0	0.00	0.00
8	Shri Y.H.Dalmia	0	0.00	0	0.00	0.00	0	0.00	0	0.00	0.00
9	Shri R.H.Dalmia	0	0.00	0	0.00	0.00	0	0.00	0	0.00	0.00
10	Smt. Uma Kejriwal	0	0.00	0	0.00	0.00	0	0.00	0	0.00	0.00
11	Smt. Usha Devi Jhunjhunwala	174,999	0.13	0	0.00	0.00	0	0.00	0	0.00	0.13
12	Shri Gaurav Dalmia	174,999	0.13	0	0.00	0.00	0	0.00	0	0.00	0.13
13	Smt. Kanupriya Somany	0	0.00	0	0.00	0.00	0	0.00	0	0.00	0.00
14	Mridu Hari Dalmia (HUF)	0	0.00	0	0.00	0.00	0	0.00	0	0.00	0.00
15	Gaurav Dalmia (HUF)	0	0.00	0	0.00	0.00	0	0.00	0	0.00	0.00
16	Smt. Sharmila Dalmia	0	0.00	0	0.00	0.00	0	0.00	0	0.00	0.00
17	Sharmila Dalmia Parivar Trust	0	0.00	0	0.00	0.00	0	0.00	0	0.00	0.00
18	Km.Devanshi Dalmia	0	0.00	0	0.00	0.00	0	0.00	0	0.00	0.00
19	Km.Aanyapriya Dalmia	0	0.00	0	0.00	0.00	0	0.00	0	0.00	0.00
20	Mst.Aryaman Hari Dalmia	0	0.00	0	0.00	0.00	0	0.00	0	0.00	0.00
21	Devanshi Trust	0	0.00	0	0.00	0.00	0	0.00	0	0.00	0.00
22	Aryaman Hari Trust	0	0.00	0	0.00	0.00	0	0.00	0	0.00	0.00
23	Aanya Priya Trust	0	0.00	0	0.00	0.00	0	0.00	0	0.00	0.00
24	Kanupriya Trust Two	0	0.00	0	0.00	0.00	0	0.00	0	0.00	0.00
25	Kanupriya Parivar Trust	0	0.00	0	0.00	0.00	0	0.00	0	0.00	0.00
26	Gautam Dalmia (HUF)	331,623	0.25	0	0.00	0.00	0	0.00	0	0.00	0.25
27	Sumana Trust	62,124	0.05	0	0.00	0.00	0	0.00	0	0.00	0.05
28	M/s Swank Services Pvt. Ltd.	0	0.00	0	0.00	0.00	0	0.00	0	0.00	0.00
29	M/s. Hari Machines Ltd.	0	0.00	0	0.00	0.00	0	0.00	0	0.00	0.00
30	M/s. National Synthetics Ltd.	0	0.00	0	0.00	0.00	0	0.00	0	0.00	0.00
31	M/s.First Capital India Ltd.	0	0.00	0	0.00	0.00	0	0.00	0	0.00	0.00
32	M/s. OCL India Ltd.	0	0.00	0	0.00	0.00	0	0.00	0	0.00	0.00
33	M/s. Dapel Investments Pvt. Ltd.	0	0.00	0	0.00	0.00	0	0.00	0	0.00	0.00
34	M/s Dalmia Traders and Investments	0	0.00	0	0.00	0.00	0	0.00	0	0.00	0.00
	<b>TOTAL</b>	<b>86,687,844</b>	<b>64.62</b>	<b>0</b>	<b>0.00</b>	<b>0.00</b>	<b>0</b>	<b>0.00</b>	<b>0</b>	<b>0.00</b>	<b>64.62</b>
	<b>Total Paid up Capital (Nos.)</b>	<b>134,143,160</b>	<b>100.00</b>	<b>0</b>	<b>0.00</b>	<b>0.00</b>	<b>0</b>	<b>0.00</b>	<b>0</b>	<b>0.00</b>	<b>100.00</b>

Note : (\*) More than one folio clubbed


(\*) This is to inform that no part of promoter holding has been encumbered in terms of regulation 31 of the SEBI SAST Regulations, 2011.

For Landmark Property Development  
Company Limited

  
Company Secretary

(1)(c)(i) Statement showing holding of securities (including shares, warrants, convertible securities) of persons belonging to the category "Public" and holding more than 1% of the total number of shares

Sr. No.	Name of the shareholder	Number of shares held	Shares as a percentage of total number of shares (i.e., Grand Total (A)+(B)+(C) indicated in Statement at para (1)(a) above)	Details of warrants		Details of convertible securities		Total shares (including underlying shares assuming full conversion of warrants and convertible securities) as a % of diluted share capital
				Number of warrants held	As a % total number of warrants of the same class	Number of convertible securities held	% w.r.t total number of convertible securities of the same class	
1	Dharti Investments and Holdings Limited	10522899	7.84	0	0.00	0	0.00	7.84
2	Sandip Jhunjhunwala	1739651	1.30	0	0.00	0	0.00	1.30
3	Urban Infrastructure Holdings Pvt. Ltd.	1539824	1.15	0	0.00	0	0.00	1.15
4	Ankit Jain	1400800	1.04	0	0.00	0	0.00	1.04
5	Harsh Jain	1400800	1.04	0	0.00	0	0.00	1.04
	<b>TOTAL</b>	<b>16603974</b>	<b>12.38</b>	<b>0</b>	<b>0.00</b>	<b>0</b>	<b>0.00</b>	<b>12.38</b>

For Landmark Property Development  
 Company Limited  
  
 Company Secretary

(I)(c)(ii) Statement showing holding of securities (including shares, warrants, convertible securities) of persons (together with PAC) belonging to the category "Public" and holding more than 5% of the total number of shares of the company

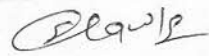
Sr. No.	Name(s) of the shareholder(s) and the Persons Acting in Concert (PAC) with them	Number of shares	Shares as a percentage of total number of shares {i.e., Grand Total (A)+(B)+(C) indicated in Statement at para (I)(a) above}	Details of warrants		Details of convertible securities		Total shares (including underlying shares assuming full conversion of warrants and convertible securities) as a % of diluted share capital
				Number of warrants	As a % total number of warrants of the same class	Number of convertible securities held	% w.r.t total number of convertible securities of the same class	
1	Dharti Investments and Holdings Limited	10522899	7.84	0	0.00	0	0.00	7.84
<b>TOTAL</b>		<b>10522899</b>	<b>7.84</b>	<b>0</b>	<b>0.00</b>	<b>0</b>	<b>0.00</b>	<b>7.84</b>

For Landmark Property Development  
Company Limited  
  
Company Secretary

(61)

(D)(d) Statement showing details of locked-in shares

Sr. No.	Name of the shareholder	Number of locked-in shares	Locked-in shares as a percentage of total number of shares (i.e., Grand Total (A)+(B)+(C) indicated in Statement at para (D)(a) above)	Promoter/ Promoter Group/ Public
1	NIL	0	0.00	
<b>TOTAL</b>		<b>0</b>	<b>0.00</b>	

For Landmark Property Development  
 Company Limited  
  
 Company Secretary

(7)

